Cooper Lighting Solutions Photometric Lab
1121 Highway 74 South
Peachtree City, GA 30269

Scaled data based on original data using

LM-79-2019 Approved Method: Electrical and Photometric Measurements of Solid-State Lighting Products

Test Report Prepared for

Cooper Lighting Solutions

Brand: IRiS

Report Number: P1250259

Luminaire Tested: P3A24R209027D010 E3D1WH

Issue Date: 1/29/2026

Test Information

Test Method:	LM-79-2019
Report Number:	P1250259
	TEST IS SCALED FROM IESNA LM-79-08 TEST DATA (G1-2501-338-8)
Test Lab:	INNOVATION CENTER
Issue Date:	1/29/2026
Manufacturer:	COOPER LIGHTING SOLUTIONS
Product Line:	IRiS
Catalog Number:	P3A24R209027D010 E3D1WH
Description:	3in Adjustable LED luminaire with, R20 optic, 2700K CCT AND, 90CRI , E3D1WH TRIM
Light Source:	-
Ballast/Driver:	-

Summary

Lumens per Lamp:	N/A
Luminaire Lumens:	2266.0 lumens
Efficiency:	N/A
Efficacy:	78.7 lumens/watt
Spacing Criteria (0/90/45):	0.35 / 0.35 / 0.34
Luminous Opening:	Circular (Dia: 0.25' x H: 0')
CIE Type:	Direct
Input Watts (W):	28.8
Input Voltage (V):	NR
Input Current (Ain):	NR
Voltage Rise (V):	NR
Power Factor:	NR
Total Harmonic Distortion (THDi):	NR
Frequency (hertz):	60
Stabilization Time:	NR
Operation Time:	NR
Ambient Temperature (°C):	NR
Test Distance:	24 FT

TEST NUMBER: P1250259
CATALOG NUMBER: P3A24R209027D010 E3D1WH

Luminous Intensity Polar Plot

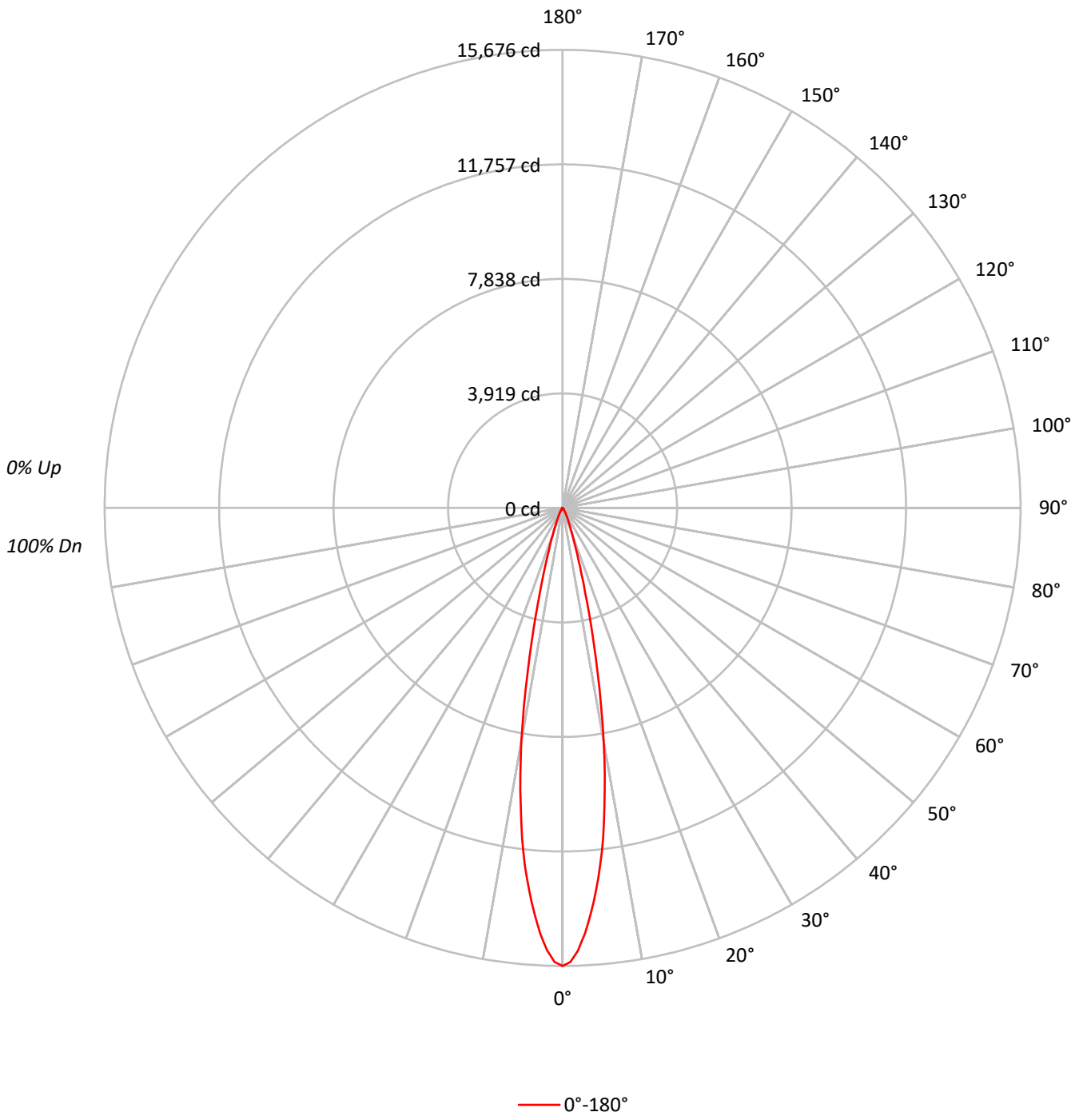

Cooper Lighting Solutions Photometric Lab
1121 Highway 74 South
Peachtree City, GA 30269

Scaled Data Report

TEST NUMBER: P1250259
CATALOG NUMBER: P3A24R209027D010 E3D1WH

COEFFICIENT OF UTILIZATION - ZONAL CAVITY METHOD:

RF	20				20				20			20			20			20
RC	80				70				50			30			10			0
RW	70	50	30	10	70	50	30	10	50	30	10	50	30	10	50	30	10	0
RCR																		
0	119	119	119	119	116	116	116	116	111	111	111	106	106	106	102	102	102	100
1	115	114	112	110	113	111	110	108	107	106	105	104	103	102	100	100	99	97
2	112	109	106	104	110	107	105	103	104	102	101	101	100	98	99	98	96	95
3	109	105	102	99	107	104	101	98	101	99	97	99	97	95	97	95	94	93
4	106	101	98	95	105	100	97	95	99	96	94	97	95	93	95	93	92	91
5	104	98	95	92	102	98	94	92	96	93	91	95	92	90	93	91	90	89
6	101	96	92	89	100	95	92	89	94	91	89	93	90	88	92	89	88	87
7	99	93	90	87	98	93	89	87	92	89	86	91	88	86	90	87	86	85
8	97	91	87	85	96	91	87	85	90	87	85	89	86	84	88	86	84	83
9	95	89	85	83	94	89	85	83	88	85	83	87	84	83	87	84	82	81
10	93	87	84	81	92	87	83	81	86	83	81	86	83	81	85	83	81	80

AVERAGE LUMINANCE (cd/sqm):

	0°
0°	3437334
5°	2894071
10°	1807626
15°	675804
20°	231977
25°	96683
30°	45551
35°	20398
40°	9647
45°	4931
50°	1808
55°	344
60°	395
65°	467
70°	0
75°	0
80°	0
85°	0

MAXIMUM LUMINANCE 45°-90°:

Horizontal Angle: 0°
Vertical Angle: 45°
Luminance: 4931 cd/sqm

Cooper Lighting Solutions Photometric Lab
1121 Highway 74 South
Peachtree City, GA 30269

Scaled Data Report

TEST NUMBER: P1250259
CATALOG NUMBER: P3A24R209027D010 E3D1WH

ZONAL LUMENS:

Zone	Lumens	% Fixture
0°-10°	1093.4	48.3
10°-20°	900.6	39.7
20°-30°	204.7	9.0
30°-40°	52.1	2.3
40°-50°	13.1	0.6
50°-60°	1.7	0.1
60°-70°	0.6	0.0
70°-80°	0.0	0.0
80°-90°	0.0	0.0
90°-100°	0.0	0.0
100°-110°	0.0	0.0
110°-120°	0.0	0.0
120°-130°	0.0	0.0
130°-140°	0.0	0.0
140°-150°	0.0	0.0
150°-160°	0.0	0.0
160°-170°	0.0	0.0
170°-180°	0.0	0.0
0°-30°	2198.6	97.0
0°-40°	2250.7	99.3
0°-60°	2265.5	100.0
0°-90°	2266.0	100.0
90°-120°	0.0	0.0
90°-150°	0.0	0.0
90°-180°	0.0	0.0
0°-180°	2266.0	100.0

CANDELA DISTRIBUTION:

	0°	Flux
0°	15676	
5°	13148	###
15°	2977	901
25°	400	205
35°	76	52
45°	16	13
55°	1	2
65°	1	1
75°	0	0
85°	0	0
90°	0	

TEST NUMBER: P1250259
CATALOG NUMBER: P3A24R209027D010 E3D1WH

CANDELA DISTRIBUTION (FULL):

	0°
0°	15675.5
1°	15542.6
2°	15151.0
3°	14589.3
4°	13900.0
5°	13147.8
6°	12309.7
7°	11384.8
8°	10305.6
9°	9236.3
10°	8118.2
11°	6928.3
12°	5740.2
13°	4733.8
14°	3771.6
15°	2976.9
16°	2349.6
17°	1853.5
18°	1489.3
19°	1211.1
20°	994.1
21°	831.0
22°	693.7
23°	576.8
24°	481.1
25°	399.6
27.5°	261.4
30°	179.9
32.5°	110.7
35°	76.2
37.5°	48.7
40°	33.7
42.5°	23.0
45°	15.9
47.5°	10.6
50°	5.3
52.5°	2.7
55°	0.9
57.5°	0.9
60°	0.9
62.5°	0.9
65°	0.9
67.5°	0.0
70°	0.0
72.5°	0.0

TEST NUMBER: P1250259
CATALOG NUMBER: P3A24R209027D010 E3D1WH

CANDELA DISTRIBUTION (continued):

	0°
75°	*0.0*
77.5°	*0.0*
80°	*0.0*
82.5°	*0.0*
85°	*0.0*
87.5°	*0.0*
90°	*0.0*

Cooper Lighting Solutions Photometric Lab
1121 Highway 74 South
Peachtree City, GA 30269

LM-79-2019: Approved Method: Electrical and Photometric Measurements of Solid-State Lighting Products

Report Prepared for

Cooper Lighting Solutions

IRiS

Report Number: SP1-2508-518-1

Test Date: 09/09/2025

Luminaire Tested: LD3A24R159027D010 E3D1LI

Data in this report applies to families of products including LD3A24R159027D010 E3D1LI

Report Generated By FNC07603 / LDUCLS01DT446
Version: v7.04

Test Information

Test Method:	LM-79-2019
Report Number:	SP1-2508-518-1
Test Lab:	COOPER LIGHTING SOLUTIONS
Photometer:	SP1 - 76IN SPHERE
Measurement Geometry:	4π
Issue Date:	09/16/2025
Manufacturer:	COOPER LIGHTING SOLUTIONS
Product Line:	IRiS
Catalog Number:	**LD3A24R159027D010 E3D1LI**
Description:	3in Adjustable LED luminaire with, R15 optic, 2700K CCT AND, 90CRI , E3D1LI TRIM

Spectral Parameters

CCT (K):	2737	CRI (Ra):		91.4		
CIE u':	0.2605	R1:		92.1	R9:	46.0
CIE v':	0.5285	R2:		95.0	R10:	87.1
Duv:	0.0013	R3:		97.1	R11:	94.9
CIE x:	0.4590	R4:		93.2	R12:	83.0
CIE y:	0.4138	R5:		91.6	R13:	92.7
CIE z:	0.1272	R6:		95.8	R14:	97.1
Peak Wavelength (nm):	630	R7:		90.2	R15:	85.9
Dominant Wavelength (nm):	583	R8:		76.6		
Purity:	62.00127					

Rf:	90.8
Rg:	99.1

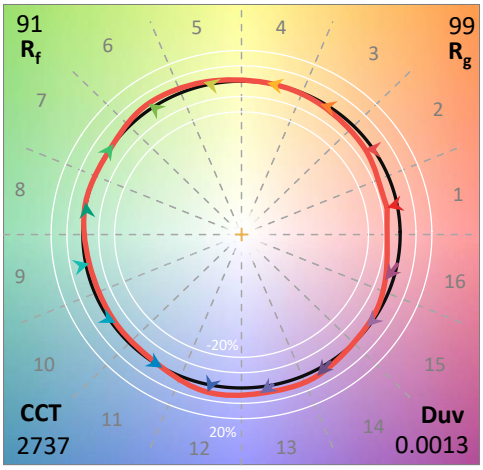

Test Conditions

Stabilization Time:	70M
Operation Time:	2H 10M
Sphere Temperature (°C):	25.2

Measurement and Test Equipment			
Instrument	Identification Number	Calibration Date	Calibration Due Date
Photometer	76INCH SPHERE IN0058	6/16/2025	12/16/2025
Power Meter	XITRON INXT2011004	1/21/2025	1/21/2026
AC Power Source	CHROMA 61603 IN0063	10/22/2024	10/22/2025
DC Power Source	AGILENT E3634A IN0208	10/22/2024	10/22/2025
Sphere Thermometer	ONSET IN0085	10/22/2024	10/22/2025
Room Thermometer	ONSET IN0046	10/22/2024	10/22/2025

REPORT NUMBER: SP1-2508-518-1

CIE 1931 Chromaticity Diagram

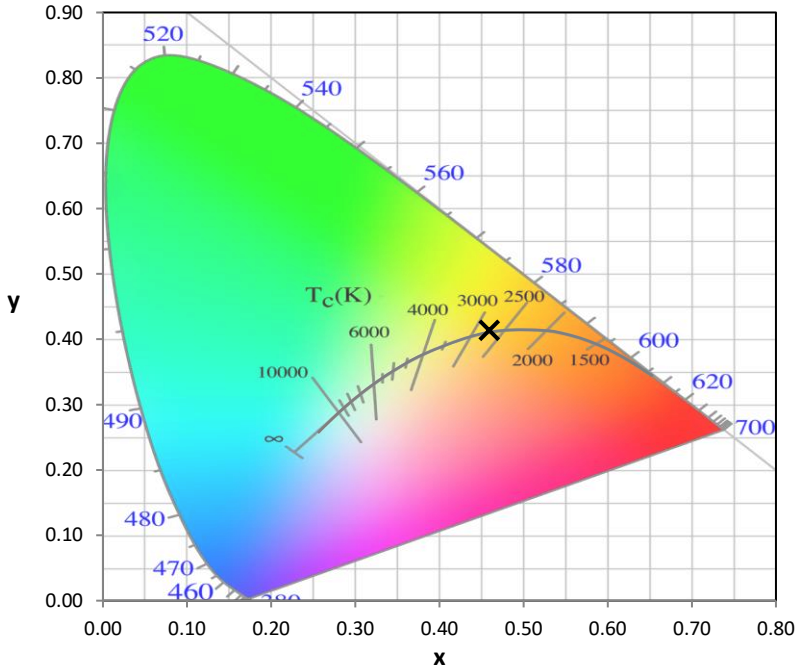

CIE 1931 Chromaticity Diagram with 2017 ANSI 7-Step and 4-Step Quadrangles

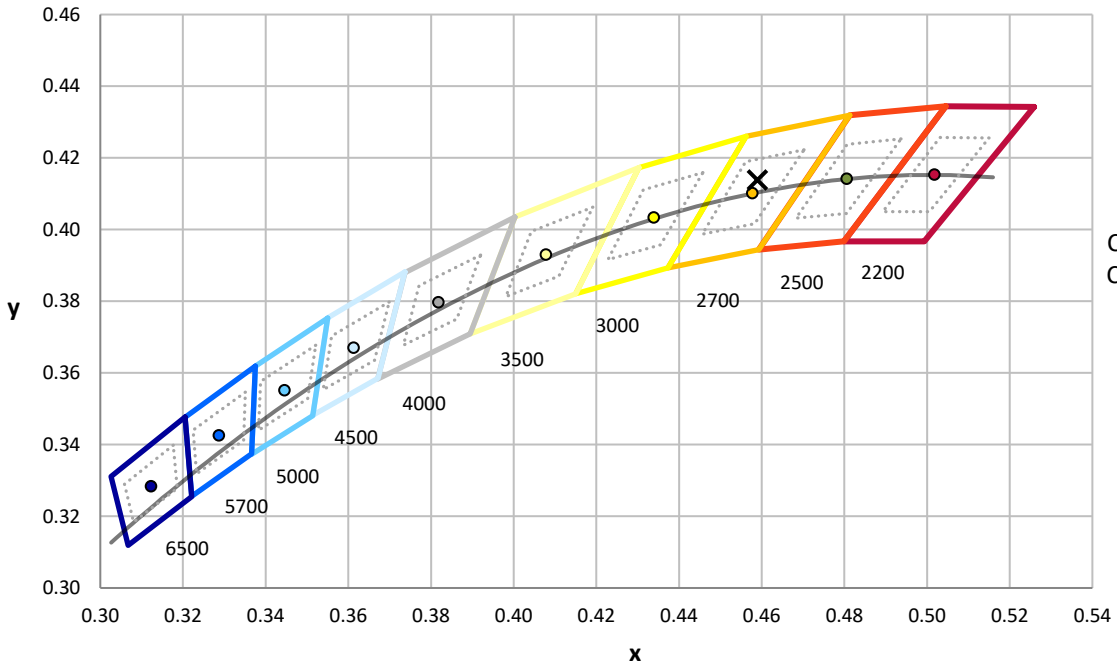

CCT = 2737K
CIE x = 0.4590
CIE y = 0.4138
Duv = 0.0013

Point lies inside the ANSI 2700K 4-step quadrangle

REPORT NUMBER: SP1-2508-518-1

Photopic Flux vs. Wavelength

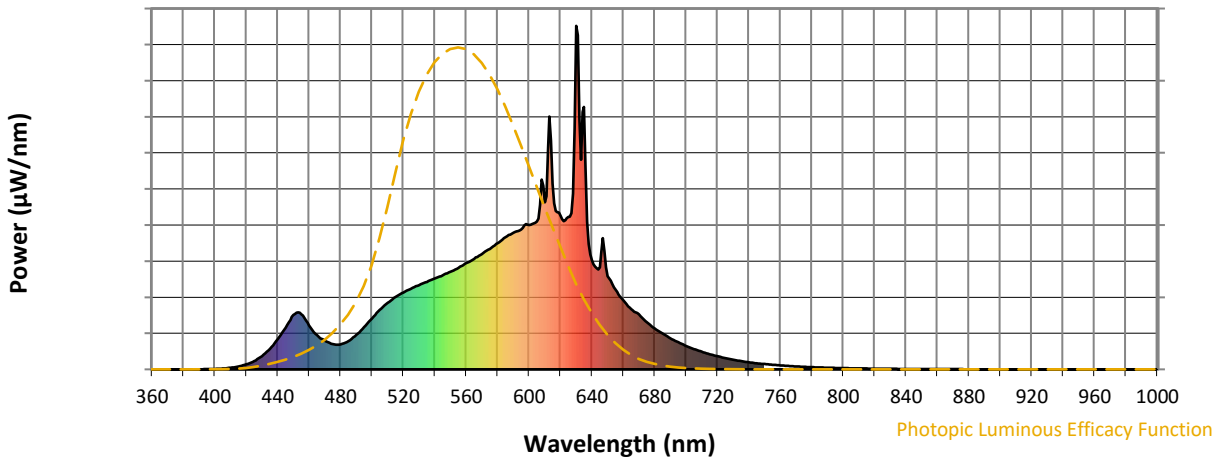

Photopic Lumens: NR

λ (nm)	Power W^/nm	Lumens (ϕ/nm)	λ (nm)	Power W^/nm	Lumens (ϕ/nm)	λ (nm)	Power W^/nm	Lumens (ϕ/nm)	λ (nm)	Power W^/nm	Lumens (ϕ/nm)	λ (nm)	Power W^/nm	Lumens (ϕ/nm)
360	0	NR	490	100	NR	620	447	NR	750	16	NR	880	0	NR
365	0	NR	495	123	NR	625	443	NR	755	13	NR	885	0	NR
370	0	NR	500	148	NR	630	1000	NR	760	11	NR	890	0	NR
375	0	NR	505	173	NR	635	764	NR	765	10	NR	895	0	NR
380	0	NR	510	194	NR	640	317	NR	770	9	NR	900	0	NR
385	0	NR	515	211	NR	645	298	NR	775	7	NR	905	0	NR
390	0	NR	520	224	NR	650	271	NR	780	7	NR	910	0	NR
395	1	NR	525	235	NR	655	232	NR	785	6	NR	915	0	NR
400	1	NR	530	245	NR	660	202	NR	790	5	NR	920	0	NR
405	3	NR	535	255	NR	665	175	NR	795	4	NR	925	0	NR
410	5	NR	540	265	NR	670	160	NR	800	4	NR	930	0	NR
415	8	NR	545	273	NR	675	137	NR	805	3	NR	935	0	NR
420	15	NR	550	284	NR	680	119	NR	810	3	NR	940	0	NR
425	24	NR	555	295	NR	685	104	NR	815	2	NR	945	0	NR
430	38	NR	560	309	NR	690	91	NR	820	2	NR	950	0	NR
435	60	NR	565	321	NR	695	79	NR	825	2	NR	955	0	NR
440	88	NR	570	336	NR	700	68	NR	830	2	NR	960	0	NR
445	121	NR	575	350	NR	705	59	NR	835	1	NR	965	0	NR
450	158	NR	580	367	NR	710	51	NR	840	1	NR	970	0	NR
455	161	NR	585	384	NR	715	44	NR	845	1	NR	975	0	NR
460	128	NR	590	398	NR	720	38	NR	850	1	NR	980	0	NR
465	100	NR	595	407	NR	725	33	NR	855	1	NR	985	0	NR
470	83	NR	600	420	NR	730	28	NR	860	1	NR	990	0	NR
475	74	NR	605	431	NR	735	24	NR	865	1	NR	995	0	NR
480	73	NR	610	486	NR	740	20	NR	870	1	NR	1000	0	NR
485	82	NR	615	541	NR	745	17	NR	875	1	NR			

REPORT NUMBER: SP1-2508-518-1

Scotopic Flux vs. Wavelength

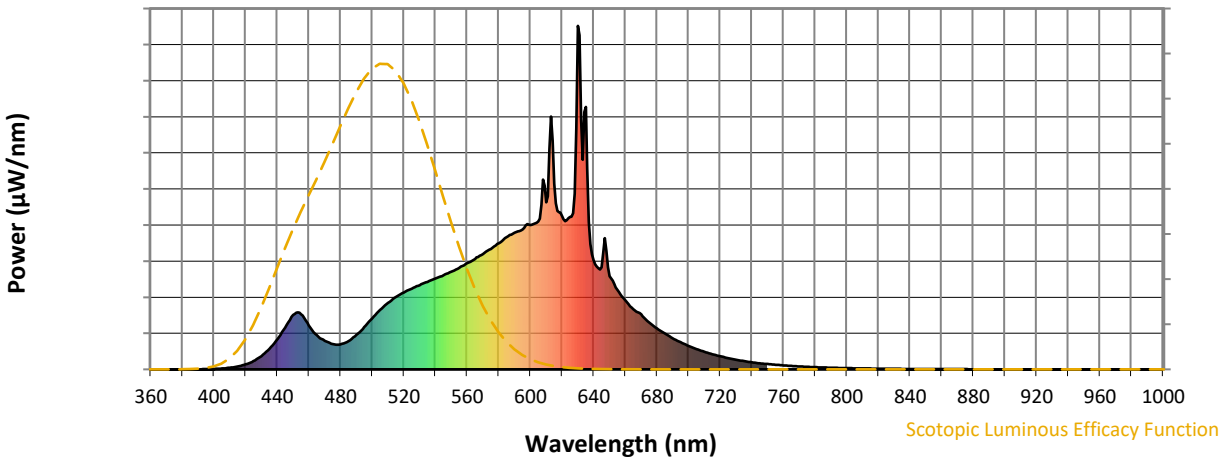

Scotopic Lumens: NR **S/P: 1.27**

λ (nm)	Power W^/nm	Lumens (ϕ/nm)	λ (nm)	Power W^/nm	Lumens (ϕ/nm)	λ (nm)	Power W^/nm	Lumens (ϕ/nm)	λ (nm)	Power W^/nm	Lumens (ϕ/nm)	λ (nm)	Power W^/nm	Lumens (ϕ/nm)
360	0	NR	490	100	NR	620	447	NR	750	16	NR	880	0	NR
365	0	NR	495	123	NR	625	443	NR	755	13	NR	885	0	NR
370	0	NR	500	148	NR	630	1000	NR	760	11	NR	890	0	NR
375	0	NR	505	173	NR	635	764	NR	765	10	NR	895	0	NR
380	0	NR	510	194	NR	640	317	NR	770	9	NR	900	0	NR
385	0	NR	515	211	NR	645	298	NR	775	7	NR	905	0	NR
390	0	NR	520	224	NR	650	271	NR	780	7	NR	910	0	NR
395	1	NR	525	235	NR	655	232	NR	785	6	NR	915	0	NR
400	1	NR	530	245	NR	660	202	NR	790	5	NR	920	0	NR
405	3	NR	535	255	NR	665	175	NR	795	4	NR	925	0	NR
410	5	NR	540	265	NR	670	160	NR	800	4	NR	930	0	NR
415	8	NR	545	273	NR	675	137	NR	805	3	NR	935	0	NR
420	15	NR	550	284	NR	680	119	NR	810	3	NR	940	0	NR
425	24	NR	555	295	NR	685	104	NR	815	2	NR	945	0	NR
430	38	NR	560	309	NR	690	91	NR	820	2	NR	950	0	NR
435	60	NR	565	321	NR	695	79	NR	825	2	NR	955	0	NR
440	88	NR	570	336	NR	700	68	NR	830	2	NR	960	0	NR
445	121	NR	575	350	NR	705	59	NR	835	1	NR	965	0	NR
450	158	NR	580	367	NR	710	51	NR	840	1	NR	970	0	NR
455	161	NR	585	384	NR	715	44	NR	845	1	NR	975	0	NR
460	128	NR	590	398	NR	720	38	NR	850	1	NR	980	0	NR
465	100	NR	595	407	NR	725	33	NR	855	1	NR	985	0	NR
470	83	NR	600	420	NR	730	28	NR	860	1	NR	990	0	NR
475	74	NR	605	431	NR	735	24	NR	865	1	NR	995	0	NR
480	73	NR	610	486	NR	740	20	NR	870	1	NR	1000	0	NR
485	82	NR	615	541	NR	745	17	NR	875	1	NR			

REPORT NUMBER: SP1-2508-518-1

Melanopic Flux vs. Wavelength

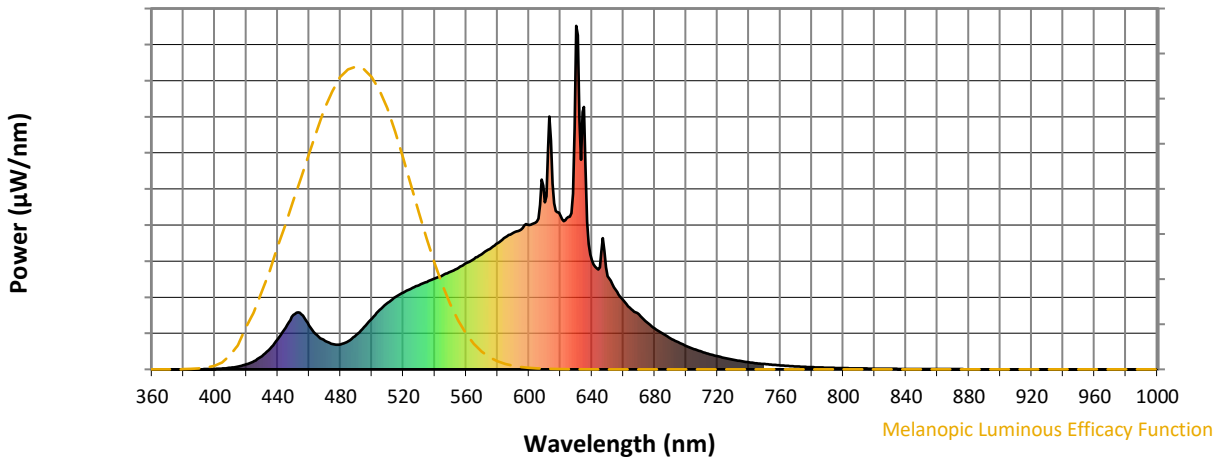

Melanopic Lumens: NR **M/P: 2.37**

λ (nm)	Power W^/nm	Lumens (ϕ/nm)	λ (nm)	Power W^/nm	Lumens (ϕ/nm)	λ (nm)	Power W^/nm	Lumens (ϕ/nm)	λ (nm)	Power W^/nm	Lumens (ϕ/nm)	λ (nm)	Power W^/nm	Lumens (ϕ/nm)
360	0	NR	490	100	NR	620	447	NR	750	16	NR	880	0	NR
365	0	NR	495	123	NR	625	443	NR	755	13	NR	885	0	NR
370	0	NR	500	148	NR	630	1000	NR	760	11	NR	890	0	NR
375	0	NR	505	173	NR	635	764	NR	765	10	NR	895	0	NR
380	0	NR	510	194	NR	640	317	NR	770	9	NR	900	0	NR
385	0	NR	515	211	NR	645	298	NR	775	7	NR	905	0	NR
390	0	NR	520	224	NR	650	271	NR	780	7	NR	910	0	NR
395	1	NR	525	235	NR	655	232	NR	785	6	NR	915	0	NR
400	1	NR	530	245	NR	660	202	NR	790	5	NR	920	0	NR
405	3	NR	535	255	NR	665	175	NR	795	4	NR	925	0	NR
410	5	NR	540	265	NR	670	160	NR	800	4	NR	930	0	NR
415	8	NR	545	273	NR	675	137	NR	805	3	NR	935	0	NR
420	15	NR	550	284	NR	680	119	NR	810	3	NR	940	0	NR
425	24	NR	555	295	NR	685	104	NR	815	2	NR	945	0	NR
430	38	NR	560	309	NR	690	91	NR	820	2	NR	950	0	NR
435	60	NR	565	321	NR	695	79	NR	825	2	NR	955	0	NR
440	88	NR	570	336	NR	700	68	NR	830	2	NR	960	0	NR
445	121	NR	575	350	NR	705	59	NR	835	1	NR	965	0	NR
450	158	NR	580	367	NR	710	51	NR	840	1	NR	970	0	NR
455	161	NR	585	384	NR	715	44	NR	845	1	NR	975	0	NR
460	128	NR	590	398	NR	720	38	NR	850	1	NR	980	0	NR
465	100	NR	595	407	NR	725	33	NR	855	1	NR	985	0	NR
470	83	NR	600	420	NR	730	28	NR	860	1	NR	990	0	NR
475	74	NR	605	431	NR	735	24	NR	865	1	NR	995	0	NR
480	73	NR	610	486	NR	740	20	NR	870	1	NR	1000	0	NR
485	82	NR	615	541	NR	745	17	NR	875	1	NR			

REPORT NUMBER: SP1-2508-518-1

TM-30-18

Summary

R_f = 90.8
R_g = 99.1
CIE R_a = 91.4
R_9 = 46.0

Spectral Power Distribution Comparison

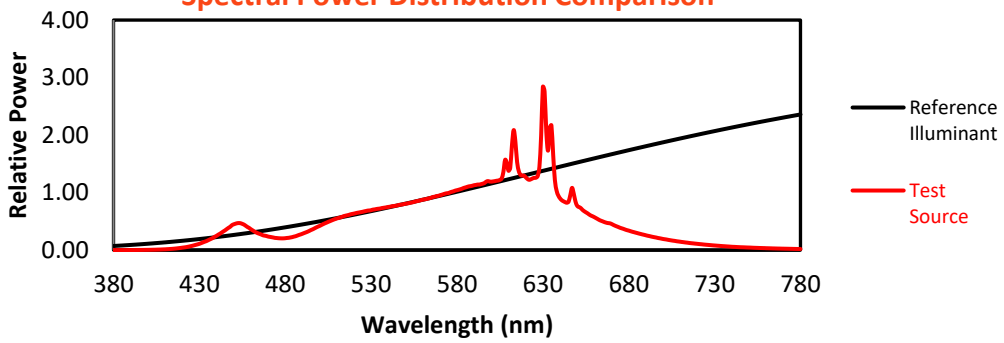

Color Vector Graphics

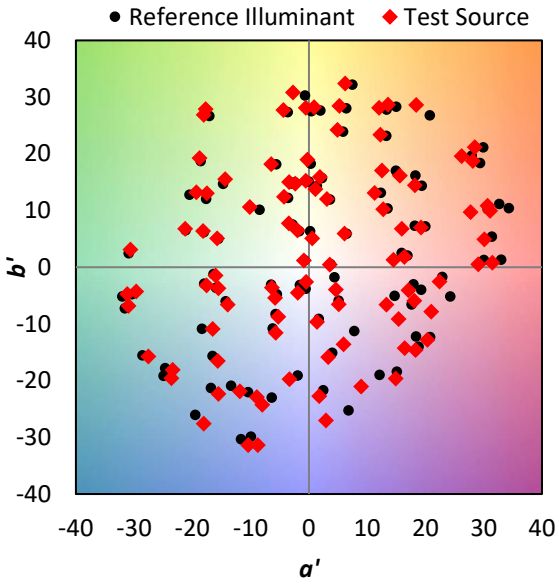

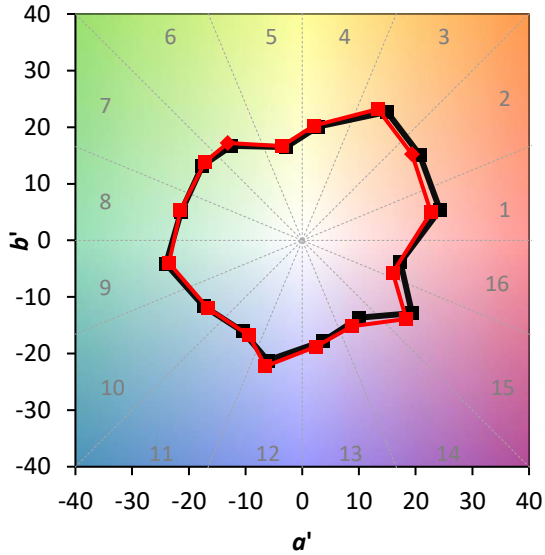

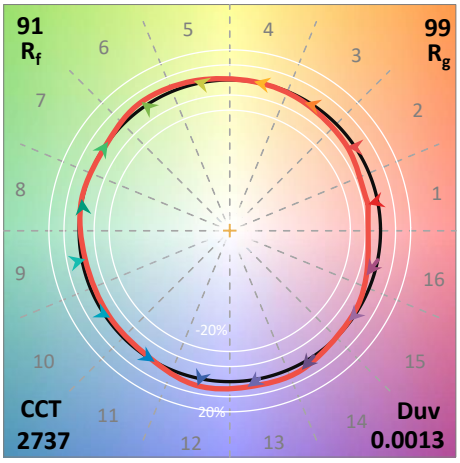

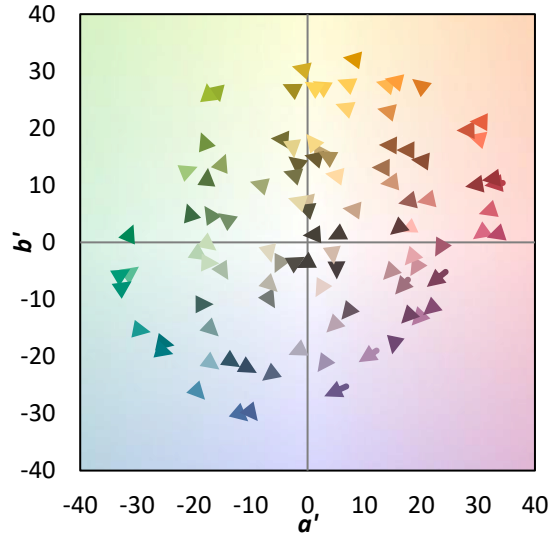

Individual Sample Fidelity Index ($R_{f,i}$)

CES01 = 86	CES26 = 91	CES51 = 98	CES76 = 89
CES02 = 64	CES27 = 96	CES52 = 98	CES77 = 85
CES03 = 32	CES28 = 96	CES53 = 95	CES78 = 87
CES04 = 71	CES29 = 91	CES54 = 97	CES79 = 89
CES05 = 51	CES30 = 97	CES55 = 97	CES80 = 91
CES06 = 51	CES31 = 92	CES56 = 94	CES81 = 70
CES07 = 44	CES32 = 85	CES57 = 93	CES82 = 96
CES08 = 42	CES33 = 94	CES58 = 95	CES83 = 93
CES09 = 29	CES34 = 94	CES59 = 97	CES84 = 96
CES10 = 77	CES35 = 97	CES60 = 97	CES85 = 80
CES11 = 59	CES36 = 91	CES61 = 95	CES86 = 74
CES12 = 66	CES37 = 94	CES62 = 95	CES87 = 92
CES13 = 44	CES38 = 98	CES63 = 92	CES88 = 95
CES14 = 74	CES39 = 97	CES64 = 93	CES89 = 81
CES15 = 72	CES40 = 95	CES65 = 88	CES90 = 96
CES16 = 48	CES41 = 95	CES66 = 91	CES91 = 86
CES17 = 50	CES42 = 93	CES67 = 90	CES92 = 76
CES18 = 57	CES43 = 93	CES68 = 92	CES93 = 85
CES19 = 72	CES44 = 99	CES69 = 94	CES94 = 70
CES20 = 68	CES45 = 96	CES70 = 89	CES95 = 85
CES21 = 87	CES46 = 94	CES71 = 88	CES96 = 91
CES22 = 79	CES47 = 88	CES72 = 96	CES97 = 94
CES23 = 92	CES48 = 92	CES73 = 85	CES98 = 92
CES24 = 91	CES49 = 93	CES74 = 89	CES99 = 89
CES25 = 72	CES50 = 98	CES75 = 88	

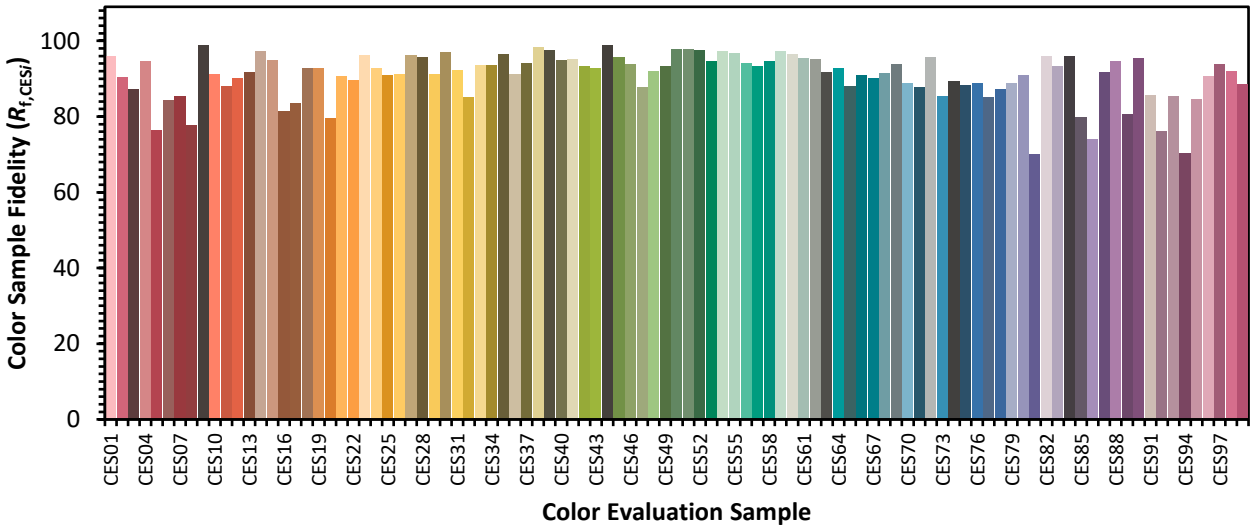

Color Rendition by Hue-Angle Bin

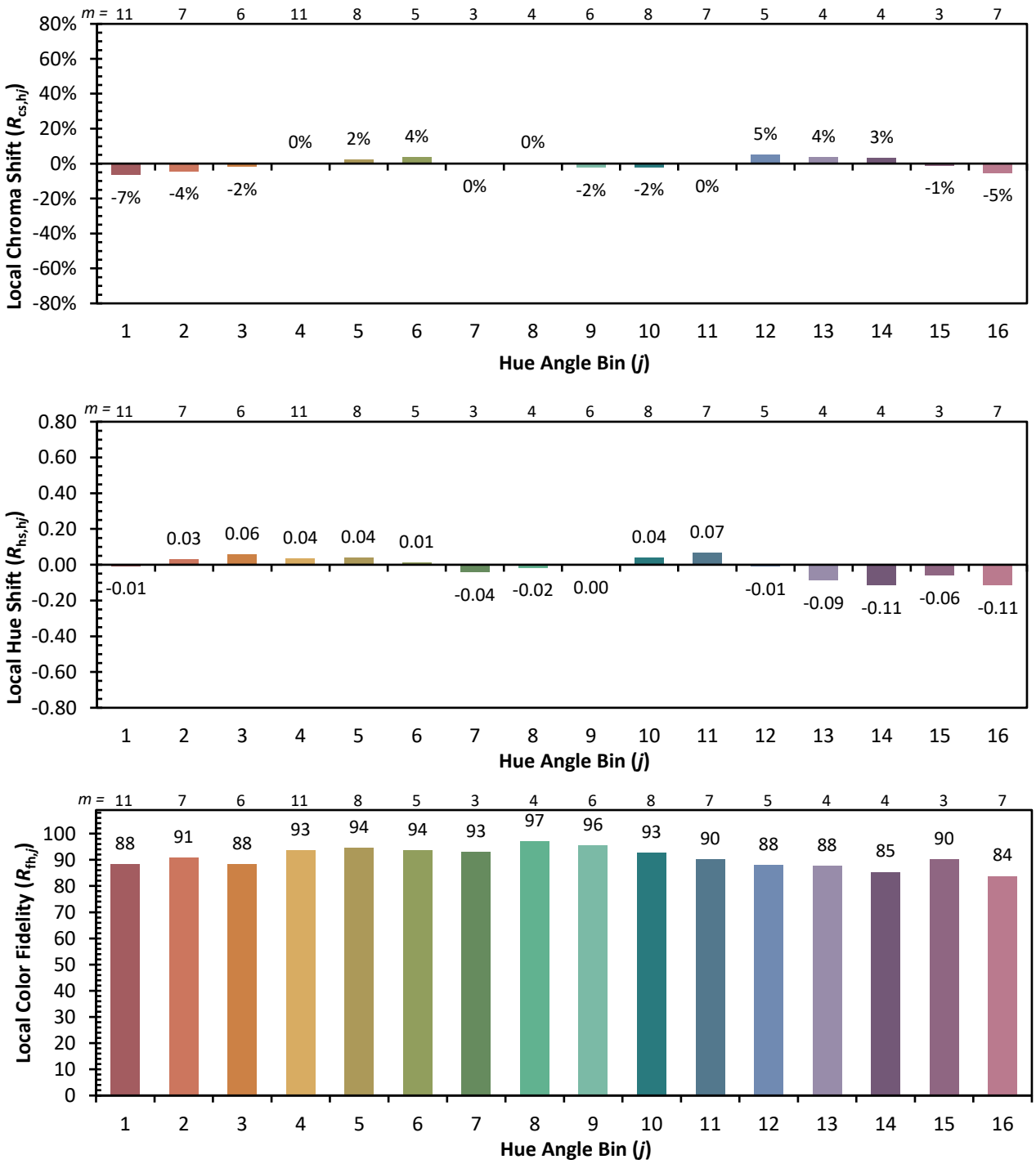

Measure Comparisons

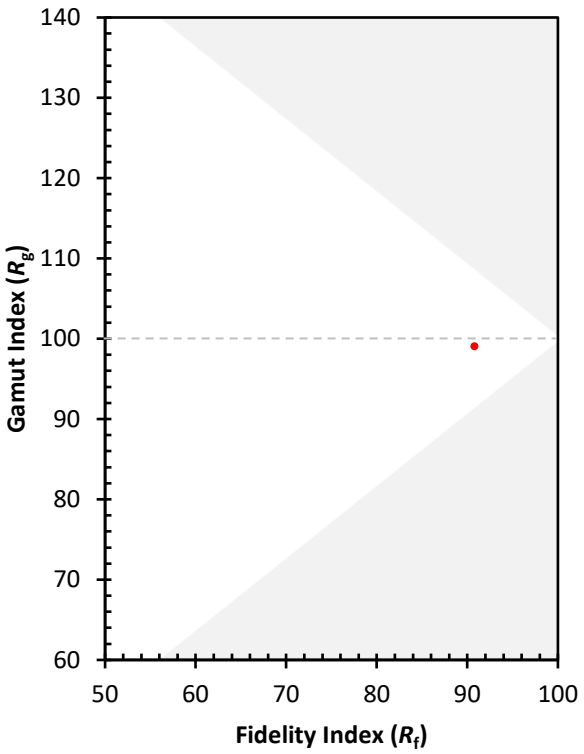

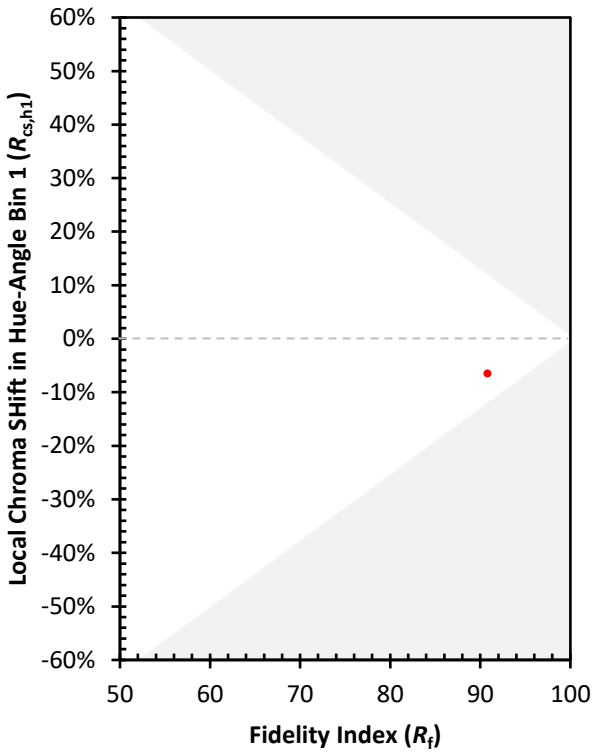

(END OF REPORT)